FIRST ANGLE PROJECTION

SHT. No.1 No. OF SHT.1 DRG. NO. PE-DG-226-166-M001

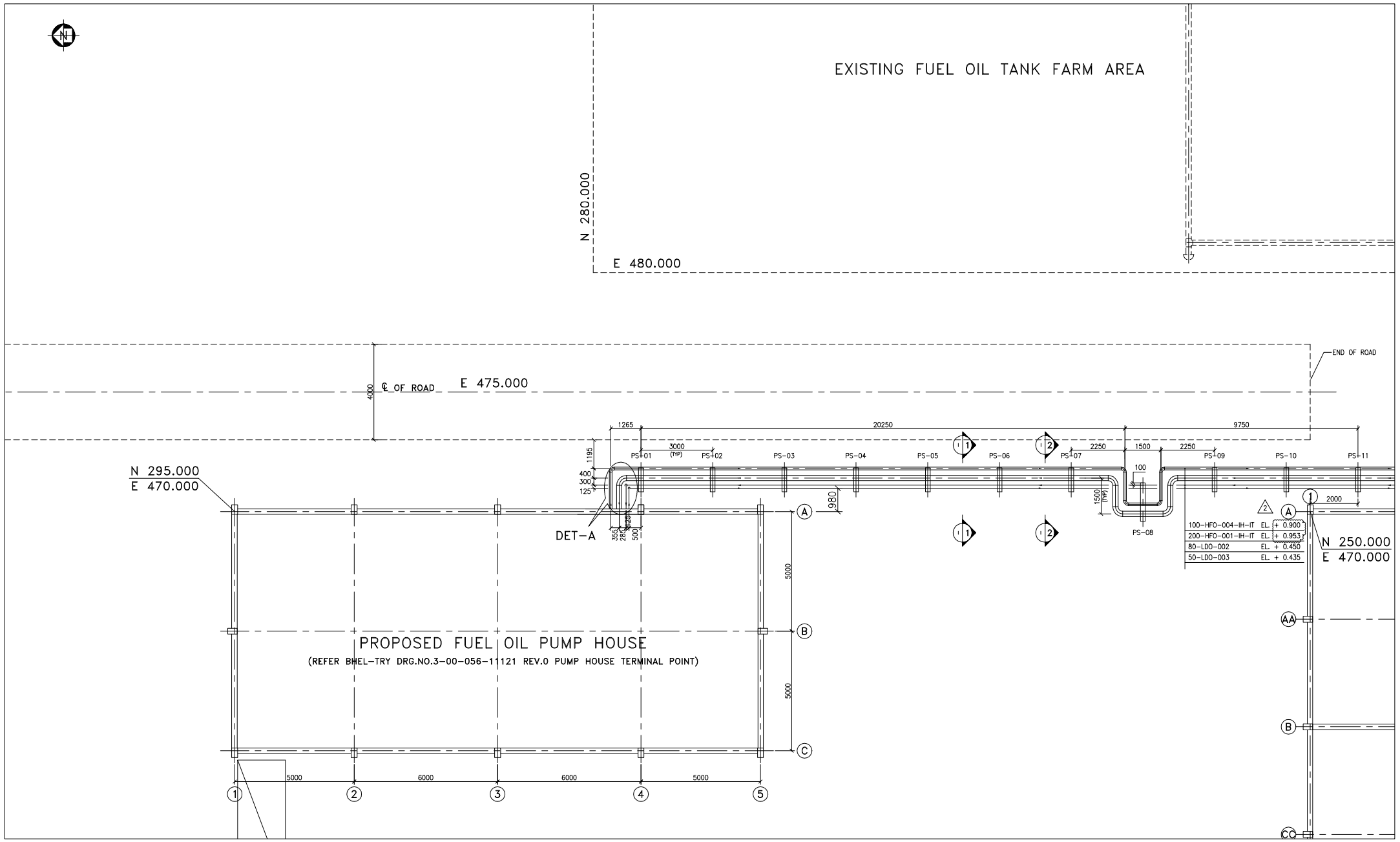

NOTES:

1. ALL DIMENSIONS ARE IN MM AND ELEVATIONS ARE IN METRES UNLESS OTHERWISE SPECIFIED.
2. ALL ELEVATIONS ARE REFERED TO POWER HOUSE GROUND FLOOR ELEVATION ±0.00M WHICH CORRESPONDS TO RL. 213.30M
3. TAPPING FROM EXISTING UNIT HEADER SHALL BE TAKEN DURING THE TIME OF EXISTING FUEL OIL SYSTEM UNDER SHUTDOWN AND TO BE DECIDED AT SITE.
4. NON GRIP 'U' BOLT SHALL BE PROVIDED FOR EVERY ALTERNATIVE SUPPORTS FOR UNINSULATED PIPES.

LEGENDS:

FGL	– FINISHED GROUND LEVEL
EL	– ELEVATION
IH	– INSULATION
IT	– TRACING (ELECTRICAL)
————	– PROPOSED
– – – – – –	– EXISTING

REF. DRAWING:

1. PE-DG-226-100-M001	– PLOT PLAN
2. PE-DG-226-166-A001	– SCHEME OF FUEL OIL SYSTEM INTER CONNECTION WITH EXISTING UNIT (BHEL-PEM)
3. 0-00-056-10553	– KEY DIAGRAM SCHEME OF FUEL OIL SYSTEM (BHEL-TRICHY)
4. TCE-2574-231-PP-1118	– TANK FARM AREA PIPING LAYOUT (TCE)
5. 3-00-056-11121	– PUMP HOUSE TERMINAL POINT (BHEL-TRICHY)

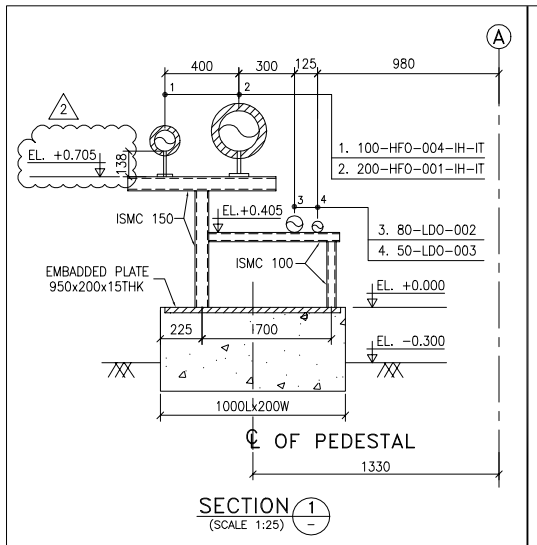

SECTION 1 (SCALE 1:25)

TYP. SIMPLE SUPPPORT DETAIL FOR TAG.NO.
PS-01, PS-02,PS-04,PS-06,PS-08 & PS-10

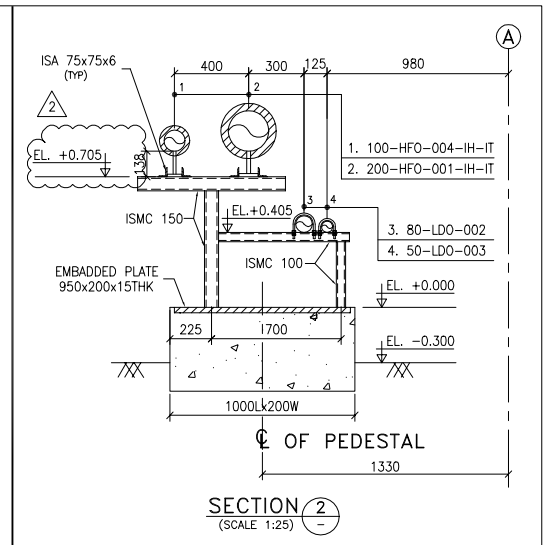

SECTION 2 (SCALE 1:25)

TYP. GUIDE SUPPPORT DETAIL FOR TAG.NO.
PS-03, PS-05,PS-07,PS-09 & PS-11

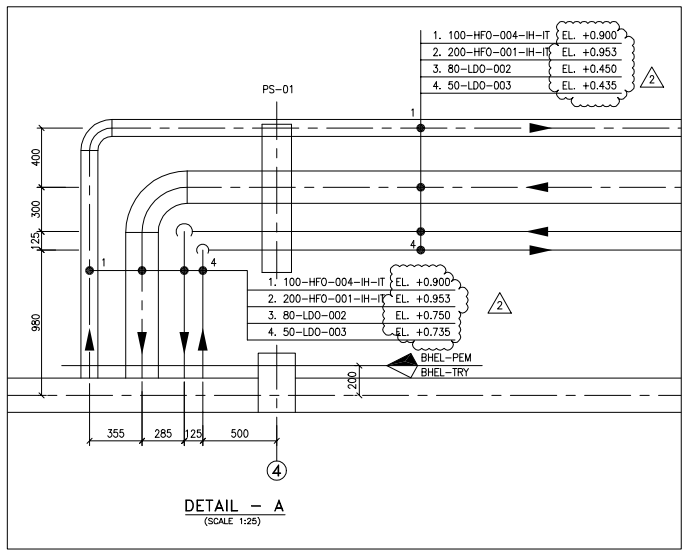

DETAIL – A (SCALE 1:25)

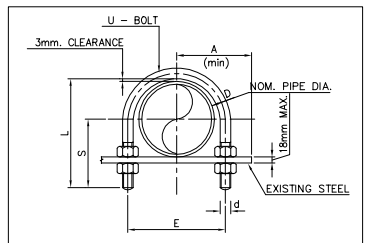

NON GRIP TYPE-GUIDE

D	OD mm	"U" BOLT			
		L	E	S	d
50	60	105	72	60	8
80	89	145	106	80	12

REFER NOTE NO:4

THIS DRG IS APPROVED IN CODE - 2
VIDE MEMO NO: 13086/GHTP/M-IV/P-61(Drgs.)
DATED 11/08/2005

FICHTNER DWG. NO. 10-6194-M-315

OWNER: PUNJAB STATE ELECTRICITY BOARD, PATIALA

PROJECT: 2x250MW GHTP LEHRA MOHABBAT THERMAL POWER PROJECT STAGE-II, UNITS 3 & 4

CONSULTANTS: TCE CONSULTING ENGINEERS LTD, BANGALORE

BHARAT HEAVY ELECTRICALS LTD
POWER SECTOR
PROJECT ENGINEERING MANAGEMENT
NEW DELHI

ENGINEERING SUB CONTRACTOR: FICHTNER CONSULTING ENGINEERS (INDIA) PRIVATE LTD, CHENNAI

JOB NO.	: 226
STATUS	: CONTRACT
DISTRIBUTION	:
TO	
No.OF	

COPY RIGHT AND CONFIDENTIAL
The information on this document is the property of BHARAT HEAVY ELECTRICAL LIMITED it must not be used directly or indirectly in any way deterimental to the interest of the company.

DEPT CODE		NAME	SIGN.	DATE
M	DRN	AS	–sd–	30/3/05
	DESN	MAN	–sd–	30/3/05
	CHD	MAN	–sd–	01/4/05
	APPD	GR	–sd–	04/4/05

DATE	CHECKED	DRAWN	REV.	DETAILS
25/10/05	AS	MAN	02	REVISED DUE TO TERMINAL POINT ELEVATION CHANGE AS PER BHEL-TRY DRG.
13/07/05	SJB	MAN	01	REVISED AS PER PSEB/TCE COMMENTS
02/05/05	AS	MAN	00	PRELIMINARY ISSUE

TITLE: PIPING LAYOUT
PROPOSED FUEL OIL PUMP HOUSE AREA

CV	ME	EL	I&C			DEPT.
–sd–	–sd–	–sd–	–sd–			SIGN
						DATE

SCALE 1:100

DRAWING NO. PE-DG-226-166-M001

SHT. No 1 OF 1 REV. 02

COMPUTER FILE NAME | SIGN. AND DATE | REF. DRG. NO. | INVENTORY NO